



Department of Slavonic &  
Finno-Ugrian Studies  
University of Delhi

Students' Experience Survey  
Internal Quality Assurance Cell (IQAC)

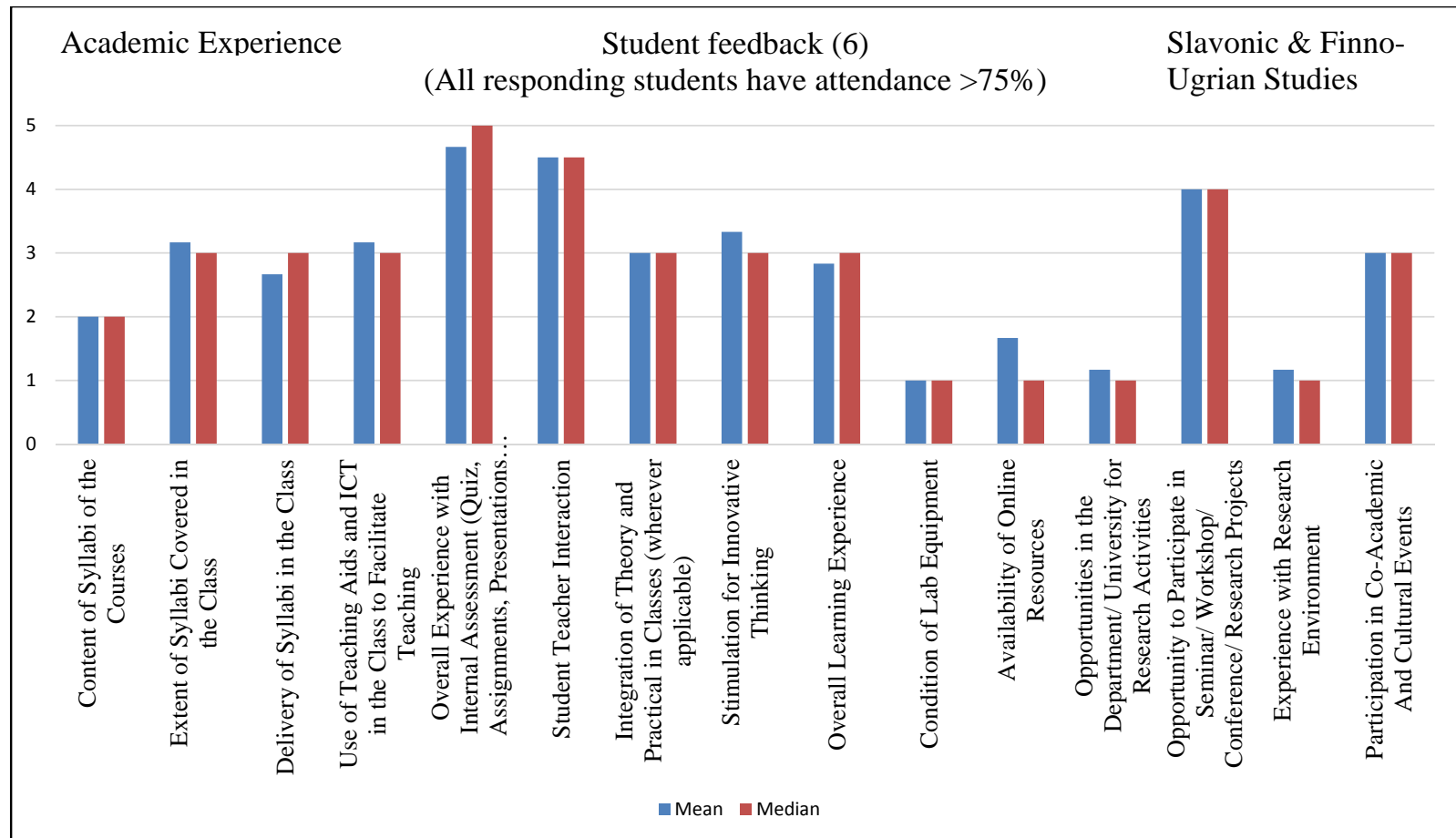
*May-June 2016*

## Table of Contents

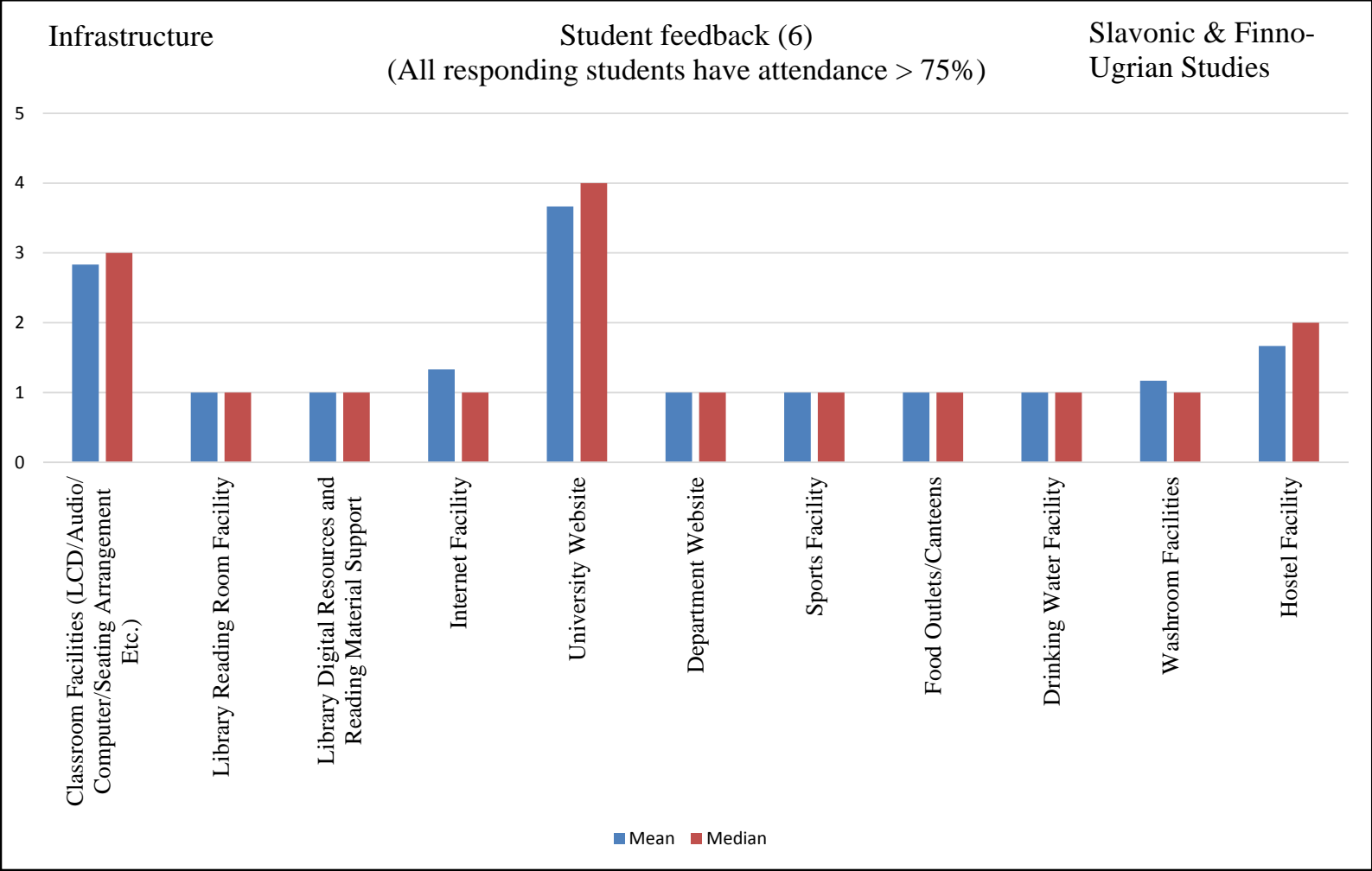
<b>1.</b>	<b>Student Feedback: Bar Charts</b>	
	<i>Academic Experience</i>	1
	<i>Infrastructure</i>	2
	<i>Support System</i>	3
	<i>Skills/Competencies Developed During Course of Study</i>	4
<b>2.</b>	<b>Student Feedback: Pie Chart</b>	
	<i>“Would you recommend this university to others?”</i>	5
<b>3.</b>	<b>Table 1: Mean, Median, SD, Minimum, Maximum Value for Each Question</b>	6
<b>4.</b>	<b>Table 2: Frequency Distribution in Levels</b>	9
<b>5.</b>	<b>Table 3: Frequency Distribution in Percentage</b>	12

# Student Feedback

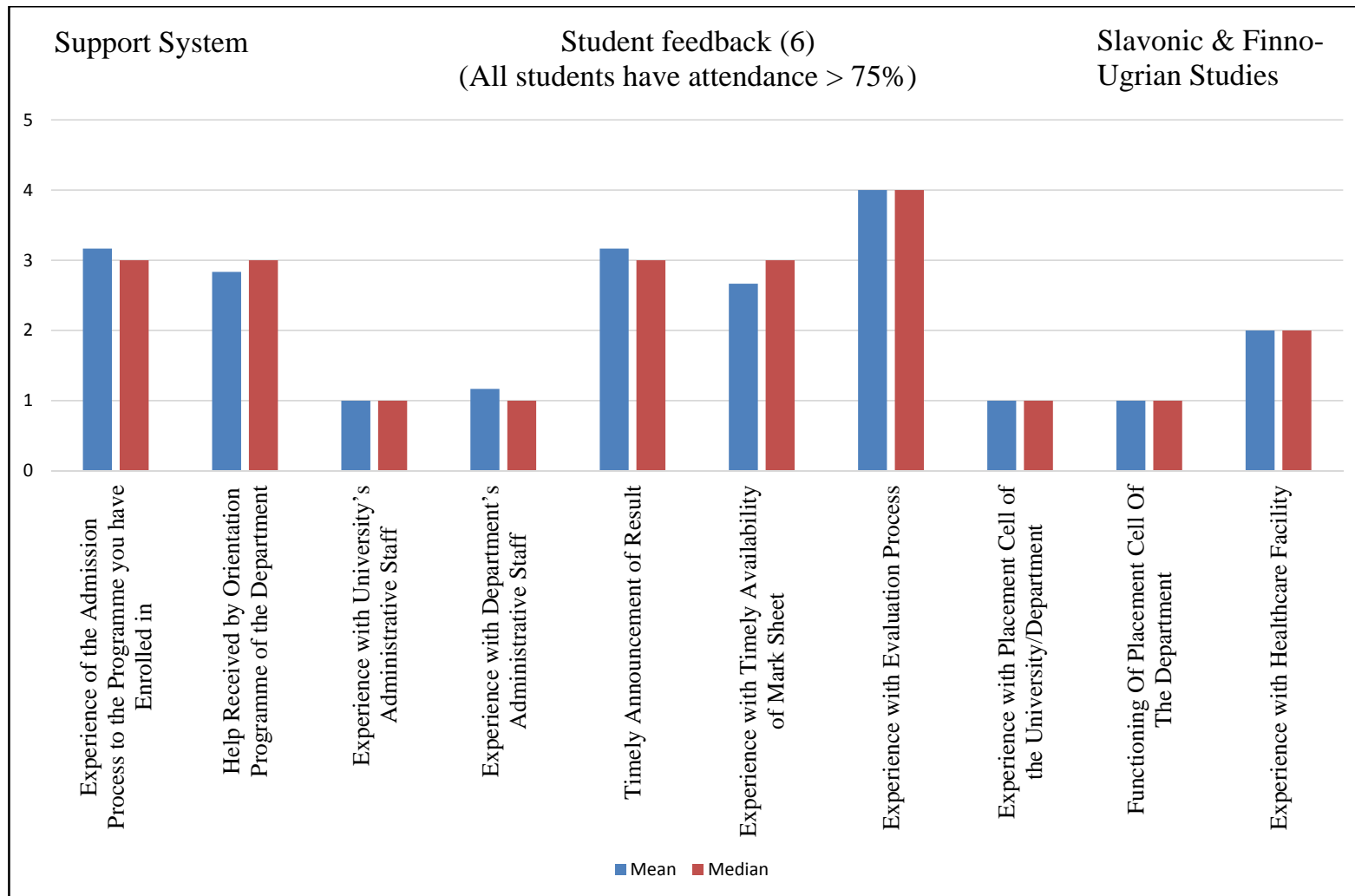
## Academic Experience



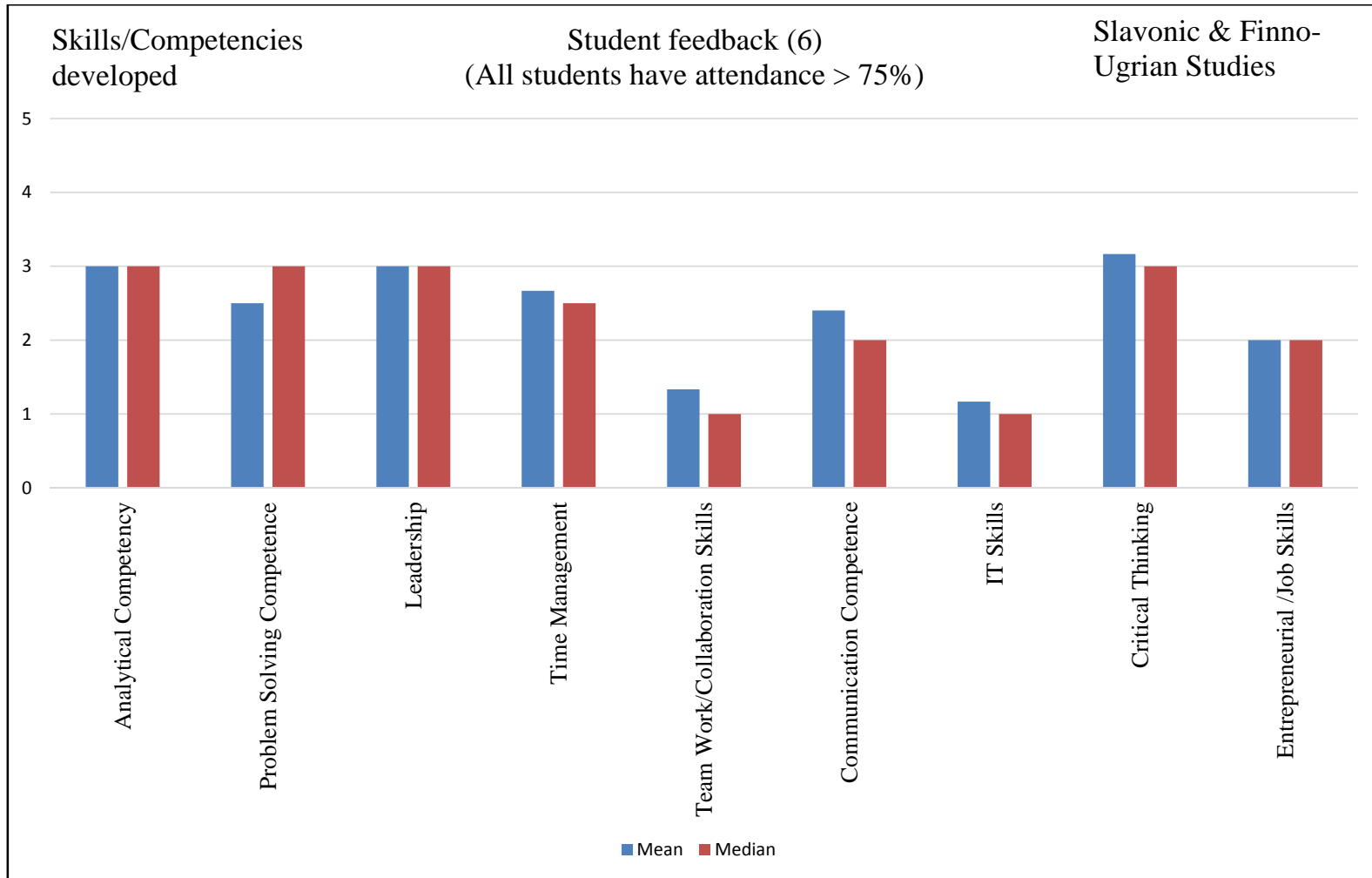
Infrastructure



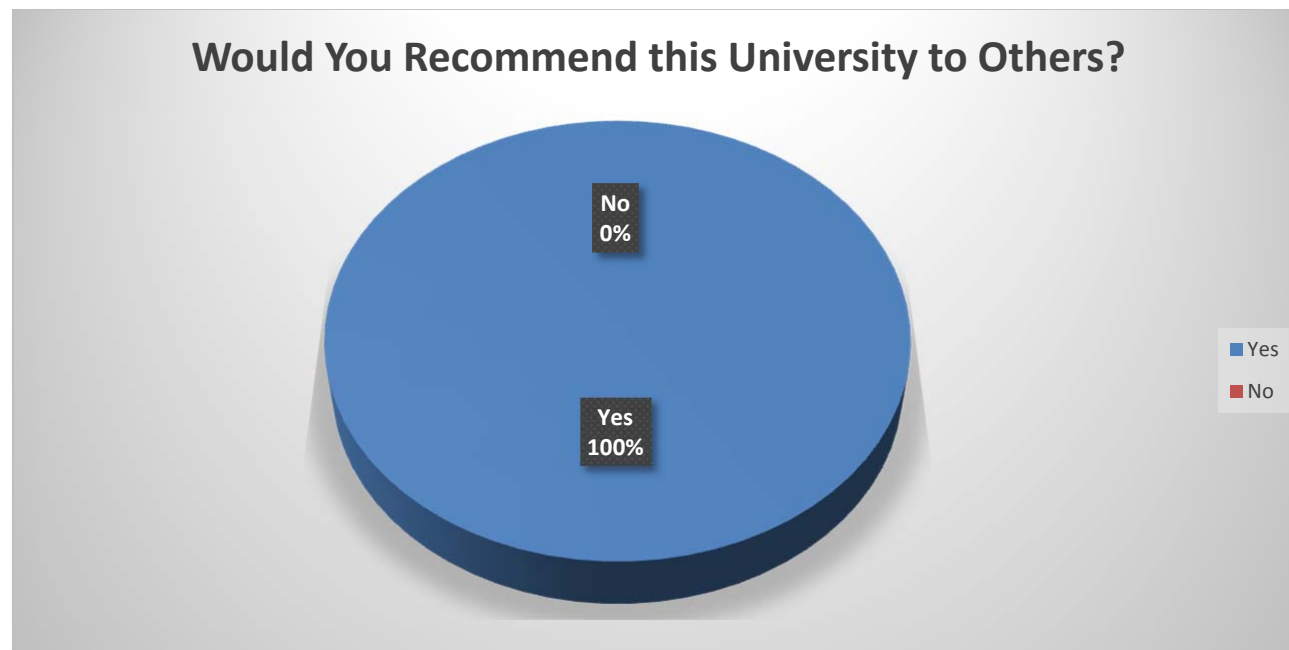
## Support System



## Skills/Competencies Developed During Course of Study



## Student Feedback on “Would you recommend this university to others?”



**TABLE 1: Mean, Median, Standard Deviation, Minimum, Maximum Value for Each Question (N=6)**

S.No	Category	Mean	Median	Standard Deviation	Minimum	Maximum
<b>A.</b>	<b>Academic</b>					
1	Content of Syllabi of the Courses	2.00	2	0.00	2	2
2	Extent of Syllabi Covered in the Class	3.17	3	0.37	3	4
3	Delivery of Syllabi in the Class	2.67	3	0.94	1	4
4	Use of Teaching Aids and ICT in the Class to Facilitate Teaching	3.17	3	0.69	2	4
5	Overall Experience with Internal Assessment (Quiz, Assignments, Presentations etc.)	4.67	5	0.47	4	5
6	Student Teacher Interaction	4.50	5	0.50	4	5
7	Integration of Theory and Practical in Classes (wherever applicable)	3.00	3	0.63	2	4
8	Stimulation for Innovative Thinking	3.33	3	0.47	3	4
9	Overall Learning Experience	2.83	3	0.37	2	3
10	Condition of Lab Equipment	1.00	1	0.00	1	1
11	Availability of Online Resources	1.67	1	1.49	1	5
12	Opportunities in the Department/ University for Research Activities	1.17	1	0.37	1	2
13	Opportunity to Participate in Seminar/ Workshop/ Conference/ Research Projects	4.00	4	1.00	2	5
14	Experience with Research Environment	1.17	1	0.37	1	2
15	Participation in Co-Academic And Cultural Events	3.00	3	0.00	3	3
	<b>Overall</b>	<b>2.76</b>				
<b>B.</b>	<b>Infrastructure</b>					
16	Classroom Facilities (LCD/Audio/ Computer/Seating Arrangement Etc.)	2.83	3	0.90	1	4
17	Library Reading Room Facility	1.00	1	0.00	1	1
18	Library Digital Resources and Reading Material Support	1.00	1	0.00	1	1
19	Internet Facility	1.33	1	0.75	1	3
20	University Website	3.67	4	0.47	3	4
21	Department Website	1.00	1	0.00	1	1



S.No	Category	Mean	Median	Standard Deviation	Minimum	Maximum
22	Sports Facility	1.00	1	0.00	1	1
23	Food Outlets/Canteens	1.00	1	0.00	1	1
24	Drinking Water Facility	1.00	1	0.00	1	1
25	Washroom Facilities	1.17	1	0.37	1	2
26	Hostel Facility	1.67	2	0.47	1	2
	<b>Overall</b>	<b>1.52</b>				
<b>C.</b>	<b>Support System</b>					
27	Experience of the Admission Process to the Programme you have Enrolled in	3.17	3	0.37	3	4
28	Help Received by Orientation Programme of the Department	2.83	3	0.37	2	3
29	Experience with University's Administrative Staff	1.00	1	0.00	1	1
30	Experience with Department's Administrative Staff	1.17	1	0.37	1	2
31	Timely Announcement of Result	3.17	3	0.37	3	4
32	Experience with Timely Availability of Mark Sheet	2.67	3	0.75	1	3
33	Experience with Evaluation Process	4.00	4	0.00	4	4
34	Experience with Placement Cell of the University/Department	1.00	1	0.00	1	1
35	Functioning Of Placement Cell Of The Department	1.00	1	0.00	1	1
36	Experience with Healthcare Facility	2.00	2	0.71	1	3
	<b>Overall</b>	<b>2.20</b>				
<b>D.</b>	<b>Skills/Competencies Developed During Course of Study</b>					
37	Analytical Competency	3.00	3	0.00	3	3
38	Problem Solving Competence	2.50	3	0.76	1	3
39	Leadership	3.00	3	1.00	2	5
40	Time Management	2.67	3	1.25	1	5
41	Team Work/Collaboration Skills	1.33	1	0.47	1	2
42	Communication Competence	2.40	2	0.49	2	3
43	IT Skills	1.17	1	0.37	1	2

S.No	Category	Mean	Median	Standard Deviation	Minimum	Maximum
44	Critical Thinking	3.17	3	0.37	3	4
45	Entrepreneurial /Job Skills	2.00	2	0.89	1	3
	<b>Overall</b>	<b>2.36</b>				
<b>E.</b>	<b>Overall University Experience</b>					
46	Your Overall Academic Experience	2.50	3	0.96	1	4

**TABLE 2: Frequency Distribution in Levels (N=6)**

S.No	Category	Below Average	Average	Good	Very Good	Excellent	Don't Know	Not Applicable
<b>A.</b>	<b>Academic</b>							
1	Content of Syllabi of the Courses	0	5	0	0	0	0	1
2	Extent of Syllabi Covered in the Class	0	0	5	1	0	0	0
3	Delivery of Syllabi in the Class	1	1	3	1	0	0	0
4	Use of Teaching Aids and ICT in the Class to Facilitate Teaching	0	1	3	2	0	0	0
5	Overall Experience with Internal Assessment (Quiz, Assignments, Presentations etc.)	0	0	0	2	4	0	0
6	Student Teacher Interaction	0	0	0	3	3	0	0
7	Integration of Theory and Practical in Classes (wherever applicable)	0	1	3	1	0	0	1
8	Stimulation for Innovative Thinking	0	0	4	2	0	0	0
9	Overall Learning Experience	0	1	5	0	0	0	0
10	Condition of Lab Equipment	6	0	0	0	0	0	0
11	Availability of Online Resources	5	0	0	0	1	0	0
12	Opportunities in the Department/ University for Research Activities	5	1	0	0	0	0	0
13	Opportunity to Participate in Seminar/ Workshop/ Conference/ Research Projects	0	1	0	3	2	0	0
14	Experience with Research Environment	5	1	0	0	0	0	0
15	Participation in Co-Academic And Cultural Events	0	0	6	0	0	0	0
<b>B.</b>	<b>Infrastructure</b>							
16	Classroom Facilities (LCD/Audio/ Computer/Seating Arrangement Etc.)	1	0	4	1	0	0	0
17	Library Reading Room Facility	6	0	0	0	0	0	0
18	Library Digital Resources and Reading Material Support	6	0	0	0	0	0	0

S.No	Category	Below Average	Average	Good	Very Good	Excellent	Don't Know	Not Applicable
19	Internet Facility	5	0	1	0	0	0	0
20	University Website	0	0	2	4	0	0	0
21	Department Website	6	0	0	0	0	0	0
22	Sports Facility	6	0	0	0	0	0	0
23	Food Outlets/Canteens	6	0	0	0	0	0	0
24	Drinking Water Facility	6	0	0	0	0	0	0
25	Washroom Facilities	5	1	0	0	0	0	0
26	Hostel Facility	2	4	0	0	0	0	0
<b>C.</b>	<b>Support System</b>							
27	Experience of the Admission Process to the Programme you have Enrolled in	0	0	5	1	0	0	0
28	Help Received by Orientation Programme of the Department	0	1	5	0	0	0	0
29	Experience with University's Administrative Staff	6	0	0	0	0	0	0
30	Experience with Department's Administrative Staff	5	1	0	0	0	0	0
31	Timely Announcement of Result	0	0	5	1	0	0	0
32	Experience with Timely Availability of Mark Sheet	1	0	5	0	0	0	0
33	Experience with Evaluation Process	0	0	0	2	0	4	0
34	Experience with Placement Cell of the University/Department	3	0	0	0	0	1	2
35	Functioning Of Placement Cell Of The Department	2	0	0	0	0	2	2
36	Experience with Healthcare Facility	1	2	1	0	0	1	1
<b>D.</b>	<b>Skills/Competencies Developed During Course of Study</b>							
37	Analytical Competency	0	0	6	0	0	0	0
38	Problem Solving Competence	1	1	4	0	0	0	0
39	Leadership	0	2	3	0	1	0	0
40	Time Management	1	2	2	0	1	0	0
41	Team Work/Collaboration Skills	4	2	0	0	0	0	0
42	Communication Competence	0	3	2	0	0	0	0

S.No	Category	Below Average	Average	Good	Very Good	Excellent	Don't Know	Not Applicable
43	IT Skills	5	1	0	0	0	0	0
44	Critical Thinking	0	0	5	1	0	0	0
45	Entrepreneurial /Job Skills	2	1	2	0	0	0	1
<b>E.</b>	<b>Overall University Experience</b>							
46	Your Overall Academic Experience	1	2	2	1	0	0	0

**TABLE 3: Frequency Distribution in Percentage (N=6)**

S.No	Category	Below Average	Average	Good	Very Good	Excellent	Don't Know	Not Applicable
<b>A.</b>	<b>Academic</b>							
1	Content of Syllabi of the Courses	0	83.33	0	0	0	0	16.67
2	Extent of Syllabi Covered in the Class	0	0	83.33	16.67	0	0	0
3	Delivery of Syllabi in the Class	16.67	16.67	50	16.67	0	0	0
4	Use of Teaching Aids and ICT in the Class to Facilitate Teaching	0	16.67	50	33.33	0	0	0
5	Overall Experience with Internal Assessment (Quiz, Assignments, Presentations etc.)	0	0	0	33.33	66.67	0	0
6	Student Teacher Interaction	0	0	0	50	50	0	0
7	Integration of Theory and Practical in Classes (wherever applicable)	0	16.67	50	16.67	0	0	16.67
8	Stimulation for Innovative Thinking	0	0	66.67	33.33	0	0	0
9	Overall Learning Experience	0	16.67	83.33	0	0	0	0
10	Condition of Lab Equipment	100	0	0	0	0	0	0
11	Availability of Online Resources	83.33	0	0	0	16.67	0	0
12	Opportunities in the Department/ University for Research Activities	83.33	16.67	0	0	0	0	0
13	Opportunity to Participate in Seminar/ Workshop/ Conference/ Research Projects	0	16.67	0	50	33.33	0	0
14	Experience with Research Environment	83.33	16.67	0	0	0	0	0
15	Participation in Co-Academic And Cultural Events	0	0	100	0	0	0	0
<b>B.</b>	<b>Infrastructure</b>							
16	Classroom Facilities (LCD/Audio/ Computer/Seating Arrangement Etc.)	16.67	0	66.67	16.67	0	0	0
17	Library Reading Room Facility	100	0	0	0	0	0	0
18	Library Digital Resources and Reading Material Support	100	0	0	0	0	0	0
19	Internet Facility	83.33	0	16.67	0	0	0	0

S.No	Category	Below Average	Average	Good	Very Good	Excellent	Don't Know	Not Applicable
20	University Website	0	0	33.33	66.67	0	0	0
21	Department Website	100	0	0	0	0	0	0
22	Sports Facility	100	0	0	0	0	0	0
23	Food Outlets/Canteens	100	0	0	0	0	0	0
24	Drinking Water Facility	100	0	0	0	0	0	0
25	Washroom Facilities	83.33	16.67	0	0	0	0	0
26	Hostel Facility	33.33	66.67	0	0	0	0	0
<b>C.</b>	<b>Support System</b>							
27	Experience of the Admission Process to the Programme you have Enrolled in	0	0	83.33	16.67	0	0	0
28	Help Received by Orientation Programme of the Department	0	16.67	83.33	0	0	0	0
29	Experience with University's Administrative Staff	100	0	0	0	0	0	0
30	Experience with Department's Administrative Staff	83.33	16.67	0	0	0	0	0
31	Timely Announcement of Result	0	0	83.33	16.67	0	0	0
32	Experience with Timely Availability of Mark Sheet	16.67	0	83.33	0	0	0	0
33	Experience with Evaluation Process	0	0	0	33.33	0	66.67	0
34	Experience with Placement Cell of the University/Department	50	0	0	0	0	16.67	33.33
35	Functioning Of Placement Cell Of The Department	33.33	0	0	0	0	33.33	33.33
36	Experience with Healthcare Facility	16.67	33.33	16.67	0	0	16.67	16.67
<b>D.</b>	<b>Skills/ Competencies Developed During Course of Study</b>							
37	Analytical Competency	0	0	100	0	0	0	0
38	Problem Solving Competence	16.67	16.67	66.67	0	0	0	0
39	Leadership	0	33.33	50	0	16.67	0	0
40	Time Management	16.67	33.33	33.33	0	16.67	0	0
41	Team Work/Collaboration Skills	66.67	33.33	0	0	0	0	0
42	Communication Competence	0	60	40	0	0	0	0
43	IT Skills	83.33	16.67	0	0	0	0	0

S.No	Category	Below Average	Average	Good	Very Good	Excellent	Don't Know	Not Applicable
44	Critical Thinking	0	0	83.33	16.67	0	0	0
45	Entrepreneurial /Job Skills	33.33	16.67	33.33	0	0	0	16.67
<b>E.</b>	<b>Overall University Experience</b>							
46	Your Overall Academic Experience	16.67	33.33	33.33	16.67	0	0	0